



Jushi Carbon New Energy

CATALOG/COMPANY

About JST

01

03

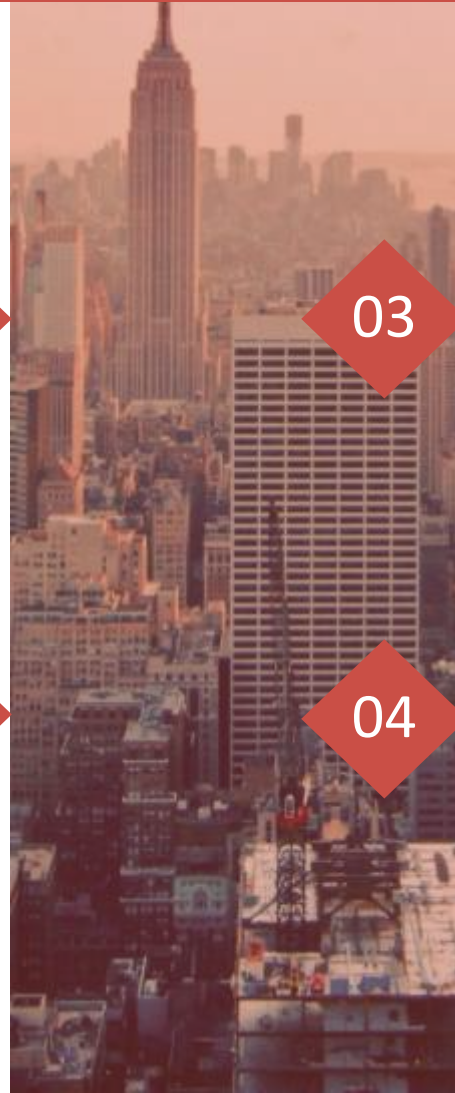
Market Distribution

Product Introduction

02

04

Professional Service





Company Profile



About JST

Jushi Carbon New Energy Co.,Ltd.established in 2013,is a R&D and manufacturing high-tech enterprise integrating lithium batteries,energy storage batteries, power batteries, battery management systems and all-in-one solutions. The company covers an area of nearly 10,000 square meters and employs 200 people. To comply with the requirements of modern enterprise management, the company has established a scientific and sound management system, and owns a high-efficiency, high-quality development, manufacturing and quality management team.Over 10+ years' development, JST's main products include Lead-acid replacement lithium batteries, Wall-mounted power wall, Portable power station, Mobile home energy storage, Trolley box portable power station, Stackable energy storage system, Industrial and commercial energy storage system, Golf car tbatteries, etc., support various OEM, ODM customized services. The company has successively passed ISO9001,ISO14001 and ISO45001 system certifications, as well as product quality certifications such as UL,CE, FCC, PSE, UN38.3,MSDS, etc.All products sold by our company have purchased a third-party product liability insurance of 3 million US dollars, which can guarantee the reliable service for customers all around the world

Develop path

From 2013 to 2014, mainly engaged in the production of 3C digital lithium batteries and electronic cigarette batteries

from 2018-2019 Covering street lamps, tower communication base stations, home energy storage, battery assembly

01



we established in 2013



02

From 2015 to 2017, mainly produced scooters, lithium battery packs and 3C digital lithium battery packs

03



04

from 2020 to now Engaged in SLA replacement lithium battery, household energy, outdoor portable battery, Industrial and Commercial Energy Storage battery

05



Enterprise culture

◆ Enterprise Pursuit

Become a world-class clean energy solution partner

Enterprise Mission

Provide better services for customers, create greater value for shareholders, and build a broad stage for employees



◆ Core Value

Honest Fair Stable Creation

◆ Enterprise Style

Diligent, rigorous, truth-seeking and pragmatic



02

Product Introduce



Product Category

1 LiFePO4 battery Replacement SLA



2 Wall-mounted battery



3 Stackable ESS



4 Golf-Cart battery



5 Portable power station



6 Mobile home energy system



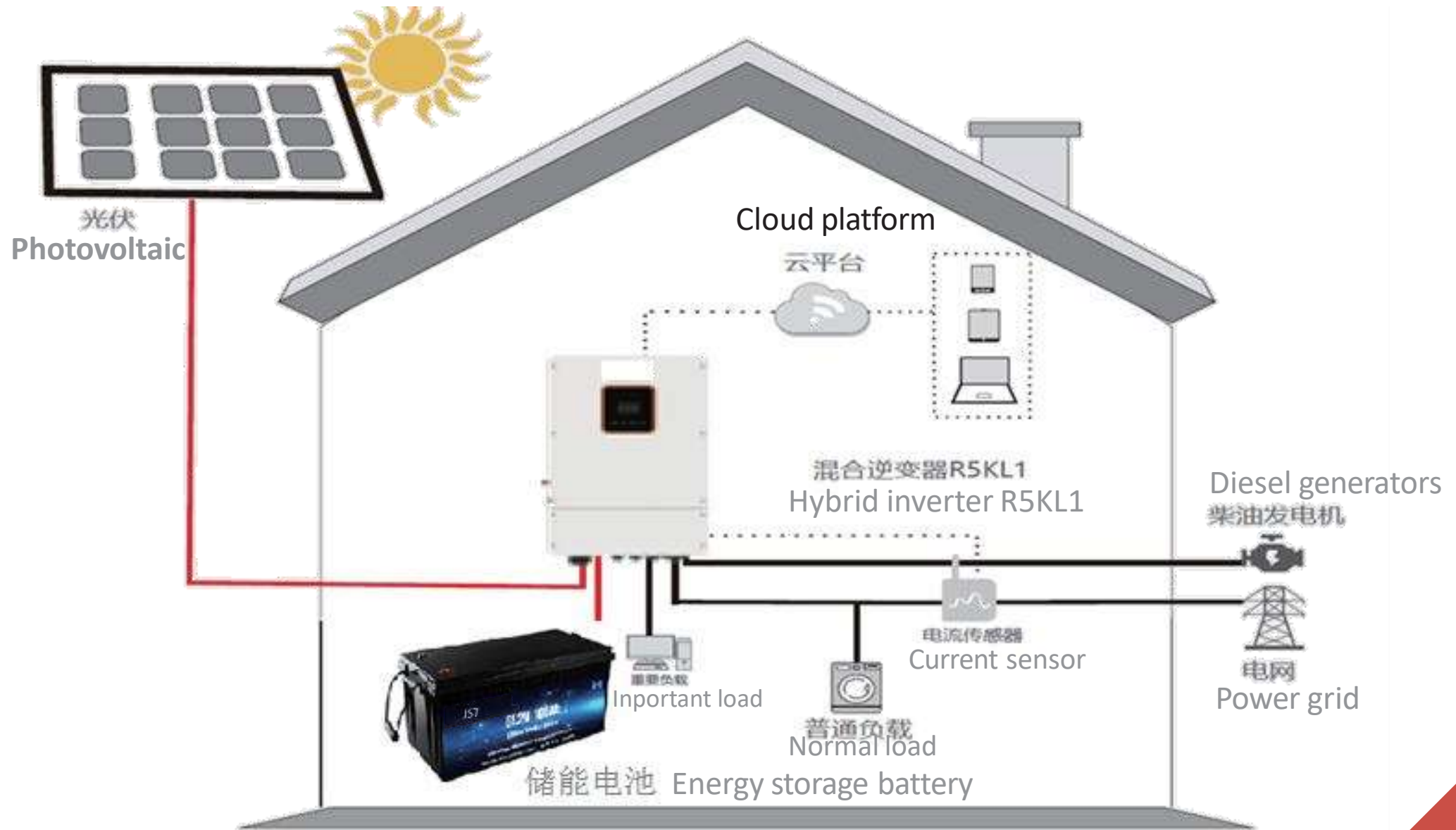
7 Trolley case PPS



8 Industrial and commercial ESS



Architecture diagram of home energy storage system



Home energy storage system introduction

Photovoltaic energy storage system:

The system generally consists of photovoltaic modules, off-grid inverters, lithium batteries, AC off-grid energy storage inverters, power grids and control systems.

Working logic:

During the day, the photovoltaic power generation first supplies the load, and then charges the battery; at night, the battery discharges to supply the load, and when the battery is insufficient, the diesel generator supplies the load.

System Features:

It can meet the daily electricity demand in areas without grid, Can be combined with a diesel generator, so that the diesel generator supplies the load or charges the battery

LiFePO4 battery replacement SLA : 12V regular series

(Certifications : CE/FCC/ROHS/UN38.3)



| Model | JST-LAF1208 | JST-LAF1220 | JST-LAF1250 | JST-LAF12100 | JST-LAF12200 | JST-LAF12300 | JST-LAF12400 |
|-------------------------------------|--|--------------|-------------|--------------|--------------|--------------|--------------|
| Specification | 12.8V 8AH | 12.8V 20AH | 12.8V 50AH | 12.8V 100AH | 12.8V 200AH | 12.8V 300AH | 12.8V 400AH |
| Nominal voltage(V) | 12.8 | | | | | | |
| Charging voltage(V) | 14.2~14.6 | | | | | | |
| Nominal capacity(AH) | 8 | 20 | 50 | 100 | 200 | 300 | 400 |
| Energy(WH) | 102.4 | 256 | 640 | 1280 | 2560 | 3840 | 5120 |
| Max continuous Charge current(A) | 8 | 20 | 50 | 100 | 200 | 200 | 200 |
| Max continuous discharge current(A) | 8 | 20 | 50 | 100 | 200 | 200 | 200 |
| Max load energy(W) | 102 | 256 | 640 | 1280 | 2560 | 2560 | 3200 |
| Cycle life(time) | > 2000 cycles at 100% DoD up to 6000 cycles at 80% DoD | | | | | | |
| Weight(KG) | 1.0 | 2.5 | 6.3 | 10.8 | 22 | 32 | 38 |
| Charge temperature(°C) | charge: 0~55 | | | | | | |
| Discharge Temperature(°C) | discharge: -20~60 | | | | | | |
| Storage Temperature(°C) | storage: -10~50 | | | | | | |
| Size LxWxH (mm) | 151x65x94 | 180.5x76x170 | 198x166x170 | 329x172x214 | 522x240x218 | 520x269x220 | 520x269x220 |

LiFePO4 battery replacement SLA : 12V Smart series

(Certifications : CE/FCC/ROHS/UN38.3)



| Model | JST-LAF12100BH | JST-LAF12200BH | JST-LAF12300BH | JST-LAF12400BH |
|-------------------------------------|--|-----------------------------------|-----------------------------------|-----------------------------------|
| Specification | 12.8V 100AH Bluetooth+heat pad | 12.8V 200AH Bluetooth+heat pad | 12.8V 300AH Bluetooth+heat pad | 12.8V 400AH Bluetooth+heat pad |
| Nominal voltage(V) | 12.8 | | | |
| Charge voltage(V) | 14.2~14.6 | | | |
| Nominal capacity(AH) | 100 | 200 | 300 | 400 |
| Energy(WH) | 1280 | 2560 | 3840 | 5120 |
| Max continuous Charge current(A) | 100 | 200 | 200 | 200 |
| Max continuous discharge current(A) | 100 | 200 | 200 | 200 |
| Max load energy(W) | 1280 | 2560 | 2560 | 3200 |
| Cycle life(time) | > 2000 cycles at 100% DoD up to 6000 cycles at 80% DoD | | | |
| Weight(KG) | 10.8 | 22 | 32 | 38 |
| Charge temperature(°C) | charge: 0~55 | | | |
| Discharge Temperature(°C) | discharge: -20~60 | | | |
| Storage Temperature(°C) | storage: -10~50 | | | |
| Size LxWxH (mm) | 329x172x214 | 522x240x218 | 520x269x220 | 520x269x220 |

LiFePO4 battery replacement SLA : 12V Smart series

(Certifications : UL1973/IEC62619 CE/FCC/ROHS/UN38.3)



| Model | JST-LAF12100-UL | JST-LAF12200-UL | JST-LAF12100BH-UL | JST-LAF12200BH-UL |
|-------------------------------------|---|-----------------|-----------------------------------|-----------------------------------|
| Specification | 12.8V 100AH | 12.8V 200AH | 12.8V 100AH Bluetooth+heat pad | 12.8V 200AH Bluetooth+heat pad |
| Nominal Voltage(V) | 12.8 | | | |
| Charge voltage(V) | 14.2~14.6 | | | |
| Nominal capacity(AH) | 100 | 200 | 100 | 200 |
| Energy(WH) | 1280 | 2560 | 1280 | 2560 |
| Max continuous Charge current(A) | 100 | 200 | 100 | 200 |
| Max continuous discharge current(A) | 100 | 200 | 100 | 200 |
| Max load(W) | 1280 | 2560 | 1280 | 2560 |
| Cycle life(time) | > 2000 cycles at 100 % DoD up to 6000 cycles at 80% DoD | | | |
| Weight(KG) | 10.8 | 22 | 10.8 | 22.2 |
| Charge temperature(°C) | charge: 0~55 | | charge: -20~55 | |
| Discharge Temperature(°C) | discharge: -20~60 | | discharge: -20~60 | |
| Storage Temperature(°C) | storage: -10~50 | | | |
| Size LxWxH (mm) | 329x172x214 | 522x240x218 | 329x172x214 | 522x240x218 |

LiFePO4 battery replacement SLA : 24V regular series

(Certifications : CE/FCC/ROHS/UN38.3)



| Model | JST-LAF24100 | JST-LAF24150 | JST-LAF24200 |
|-------------------------------------|--|-------------------|--------------|
| Specification | 25.6V 100AH | 25.6V 150AH | 25.6V 200AH |
| Nominal Voltage(V) | | 25.6 | |
| Charge voltage(V) | | 28.4~29.2 | |
| Nominal capacity(AH) | 100 | 150 | 200 |
| Energy(WH) | 2560 | 3840 | 5120 |
| Max continuous Charge current(A) | 100 | 150 | 100 |
| Max continuous discharge current(A) | 100 | 150 | 200 |
| Max load(W) | 2560 | 3840 | 5120 |
| Cycle life(time) | > 2000 cycles at 100% DoD up to 6000 cycles at 80% DoD | | |
| Weight(KG) | 22 | 32 | 38 |
| Charge temperature(°C) | | charge: 0~55 | |
| Discharge Temperature(°C) | | discharge: -20~60 | |
| Storage Temperature(°C) | | storage: -10~50 | |
| Size LxWxH (mm) | 522x240x218 | 520x269x220 | 520x269x220 |

LiFePO4 battery replacement SLA : 24V Smart series

(Certifications : CE/FCC/ROHS/UN38.3)



| Model | JST-LAF24100BH | JST-LAF24150BH | JST-LAF24200BH |
|-------------------------------------|--|----------------|----------------|
| Specification | 25.6V 100AH | 25.6V 150AH | 25.6V 200AH |
| Nominal Voltage(V) | 25.6 | | |
| Charge voltage(V) | 28.4~29.2 | | |
| Nominal capacity(AH) | 100 | 150 | 200 |
| Energy(WH) | 2560 | 3840 | 5120 |
| Max continuous Charge current(A) | 100 | 150 | 100 |
| Max continuous discharge current(A) | 100 | 150 | 200 |
| Max load(W) | 2560 | 3840 | 5120 |
| Cycle life(time) | > 2000 cycles at 100% DoD up to 6000 cycles at 80% DoD | | |
| Weight(KG) | 22 | 32 | 38 |
| Charge temperature(°C) | charge: 0~55 | | |
| Discharge Temperature(°C) | discharge: -20~60 | | |
| Storage Temperature(°C) | storage: -10~50 | | |
| Size LxWxH (mm) | 522x240x218 | 520x269x220 | 520x269x220 |

LiFePO4 battery replacement SLA : 36V golf car Smart series

(Certifications : CE/FCC/ROHS)



| Model | JST-LAF3650 | JST-LAF36100 |
|-------------------------------------|--|--------------|
| Specification | 38.4V 50AH | 38.4V 100AH |
| Nominal Voltage(V) | 38.4 | |
| Charge voltage(V) | 42.6~43.8 | |
| Nominal capacity(AH) | 50 | 100 |
| Energy(WH) | 1920 | 3840 |
| Max continuous Charge current(A) | 50 | 50 |
| Max continuous discharge current(A) | 100 | 150 |
| Max load(W) | 3000 | 5000 |
| Cycle life(time) | > 2000 cycles at 100% DoD up to 6000 cycles at 80% DoD | |
| Weight(KG) | 16 | 32 |
| Charge temperature(°C) | charge: 0~55 | |
| Discharge Temperature(°C) | discharge: -20~60 | |
| Storage Temperature(°C) | storage: -10~50 | |
| Size LxWxH (mm) | 522x240x218 | 520x269x220 |

LiFePO4 battery replacement SLA : 48V regular series

(Certifications : CE/FCC/ROHS/UN38.3)



| Model | JST-LAF4850 | JST-LAF48100 |
|-------------------------------------|--|--------------|
| Specification | 51.2V 50AH | 51.2V 100AH |
| Nominal Voltage(V) | 51.2 | |
| Charge voltage(V) | 56.8~58.4 | |
| Nominal capacity(AH) | 50 | 100 |
| Energy(WH) | 2560 | 5120 |
| Max continuous Charge current(A) | 50 | 50 |
| Max continuous discharge current(A) | 50 | 100 |
| Max load(W) | 2560 | 5120 |
| Cycle life(time) | > 2000 cycles at 100% DoD up to 6000 cycles at 80% DoD | |
| Weight(KG) | 22 | 38 |
| Charge temperature(°C) | charge: 0~55 | |
| Discharge Temperature(°C) | discharge: -20~60 | |
| Storage Temperature(°C) | storage: -10~50 | |
| Size LxWxH (mm) | 522x240x218 | 520x269x220 |

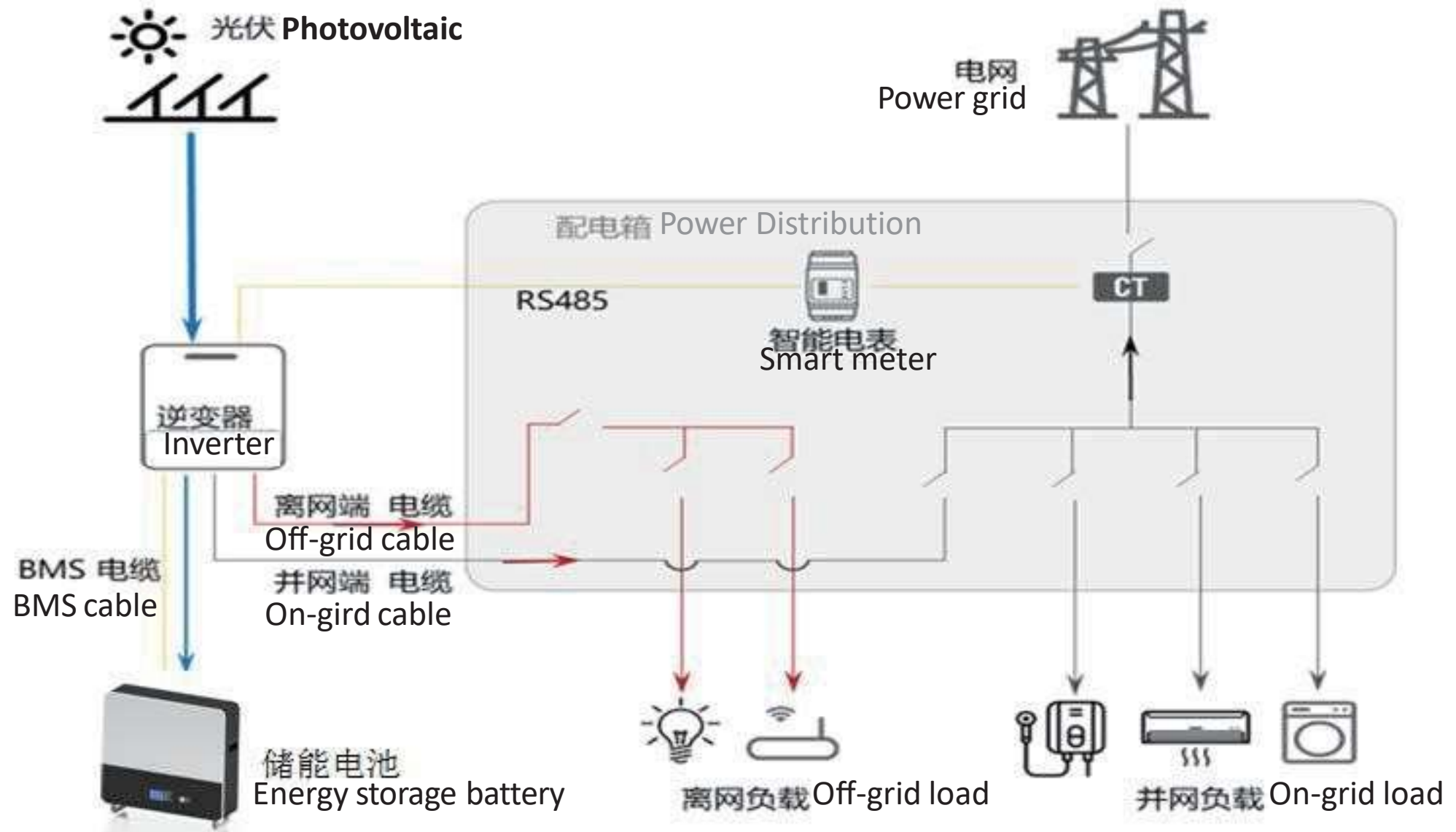
LiFePO4 battery replacement SLA : 48V golf car Smart series

(Certifications : CE/FCC/ROHS/UN38.3)

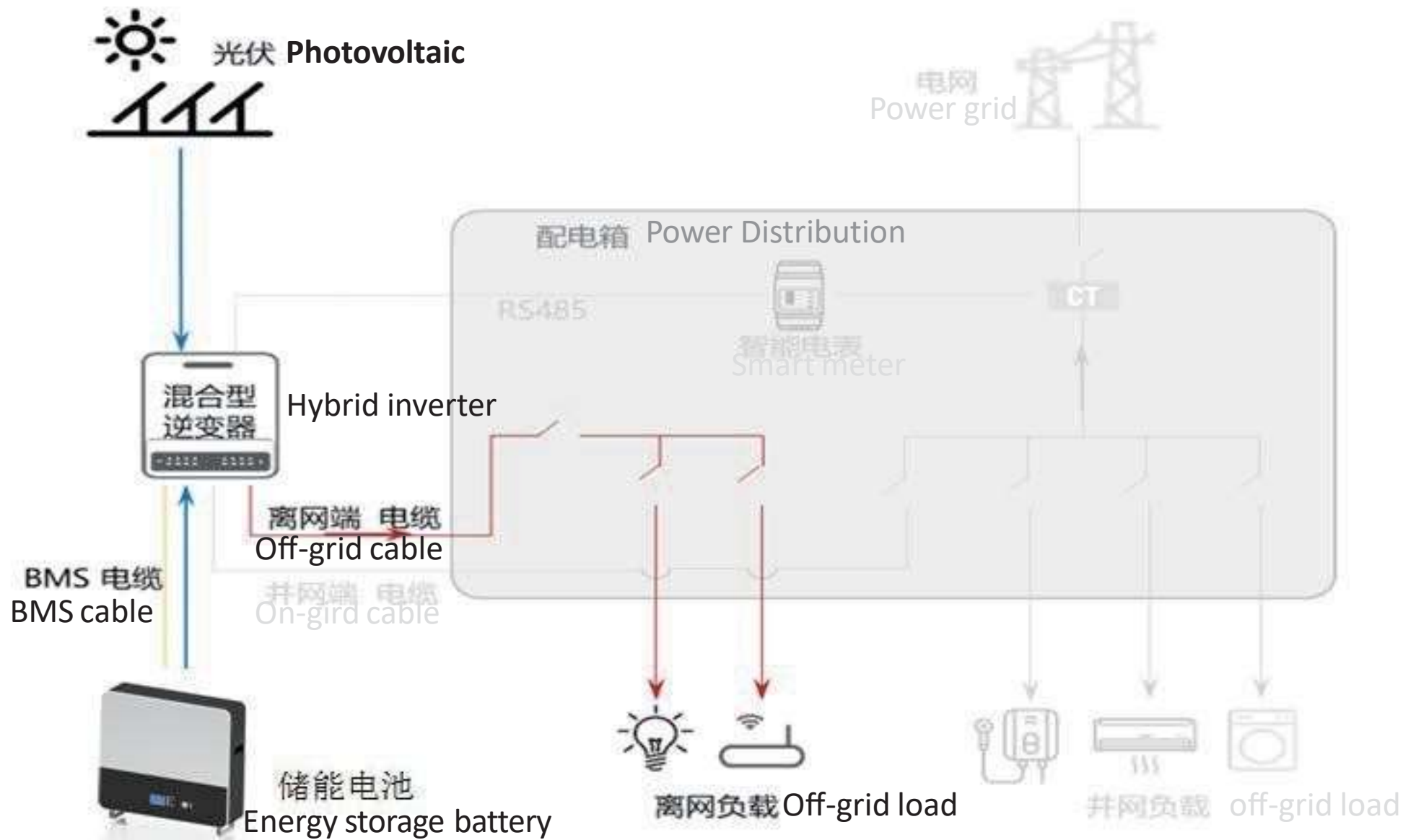


| Model | JST-LAF4850BH | JST-LAF48100BH |
|-------------------------------------|--|----------------|
| Specification | 51.2V 50AH | 51.2V 100AH |
| Nominal Voltage(V) | 51.2 | |
| Charge voltage(V) | 56.8~58.4 | |
| Nominal capacity(AH) | 50 | 100 |
| Energy(WH) | 2560 | 5120 |
| Max continuous Charge current(A) | 50 | 50 |
| Max continuous discharge current(A) | 100 | 150 |
| Max load(W) | 3000 | 5000 |
| Cycle life(time) | > 2000 cycles at 100% DoD up to 6000 cycles at 80% DoD | |
| Weight(KG) | 22 | 38 |
| Charge temperature(°C) | charge: 0~55 | |
| Discharge Temperature(°C) | discharge: -20~60 | |
| Storage Temperature(°C) | storage: -10~50 | |
| Size LxWxH (mm) | 522x240x218 | 520x269x220 |

Architecture diagram of home energy storage system (grid-connected)



Architecture diagram of home energy storage system (off-grid)



Home energy storage system introduction

Photovoltaic energy storage system:

The system generally consists of photovoltaic modules, off-grid inverters, lithium batteries, AC off-grid energy storage inverters, power grids and control systems.

Working logic:

During the day, the photovoltaic power generation first supplies the load, and then charges the battery; at night, the battery discharges to supply the load, and when the battery is insufficient, the diesel generator supplies the load.

System Features:

It can meet the daily electricity demand in areas without grid, Can be combined with a diesel generator, so that the diesel generator supplies the load or charges the battery
Most off-grid energy storage inverters do not have grid-connection certification, even if the system has a grid, it cannot be connected to the grid

LiFePO4 Household energy system:51.2V wall mounted series

(Certifications : CE/FCC/ROHS/UN38.3)



| Model | JST-WM5000 | JST-WM7500 | JST-WM10000 |
|-------------------------------------|--|-------------|-------------|
| Specification | 51.2V 100AH | 51.2V 150AH | 51.2V 200AH |
| Nominal Voltage(V) | 51.2 | | |
| Charge voltage(V) | 56.8~58.4 | | |
| Nominal capacity(AH) | 100 | 150 | 200 |
| Energy(WH) | 5120 | 7680 | 10240 |
| Max continuous Charge current(A) | 100 | 100 | 100 |
| Max continuous discharge current(A) | 100 | 100 | 100 |
| Max load(W) | 5120 | 7680 | 10240 |
| Cycle life(time) | > 2000 cycles at 100% DoD up to 6000 cycles at 80% DoD | | |
| Weight(KG) | 50 | 70 | 85 |
| Charge temperature(°C) | charge: 0~55 | | |
| Discharge Temperature(°C) | discharge: -20~60 | | |
| Storage Temperature(°C) | storage: -10~50 | | |
| Size LxWxH (mm) | 520x590x155 | 860x590x155 | 860x590x155 |

LiFePO4 Household energy system:48V wall mounted series

(Certifications : CE/FCC/ROHS)



| Model | JST-WM4800 | JST-WM7200 | JST-WM9600 |
|-------------------------------------|--|-------------|-------------|
| Specification | 48V 100AH | 48V 150AH | 48V 200AH |
| Nominal Voltage(V) | 48 | | |
| Charge voltage(V) | 53.3~54.7 | | |
| Nominal capacity(AH) | 100 | 150 | 200 |
| Energy(WH) | 4800 | 7200 | 9600 |
| Max continuous Charge current(A) | 100 | 100 | 100 |
| Max continuous discharge current(A) | 100 | 100 | 100 |
| Max load(W) | 4800 | 7200 | 9600 |
| Cycle life(time) | > 2000 cycles at 100% DoD up to 6000 cycles at 80% DoD | | |
| Weight(KG) | 48 | 68 | 83 |
| Charge temperature(°C) | charge: 0~55 | | |
| Discharge Temperature(°C) | discharge: -20~60 | | |
| Storage Temperature(°C) | storage: -10~50 | | |
| Size LxWxH (mm) | 520x590x155 | 860x590x155 | 860x590x155 |

LiFePO4 Household energy system:48V rack mounted series

(Certifications : CE/FCC/ROHS)



| Model | JST-RM2400 | JST-RM4800 | JST-RM7200 | JST-RM9600 |
|-------------------------------------|--|-------------|-------------|-------------|
| Specification | 48V 50AH | 48V 100AH | 48V 150AH | 48V 200AH |
| Nominal Voltage(V) | 48 | | | |
| Charge voltage(V) | 53.3~54.7 | | | |
| Nominal capacity(AH) | 50 | 100 | 150 | 200 |
| Energy(WH) | 2400 | 4800 | 7200 | 9600 |
| Max continuous Charge current(A) | 50 | 100 | 100 | 100 |
| Max continuous discharge current(A) | 50 | 100 | 100 | 100 |
| Max load(W) | 2400 | 4800 | 7200 | 9600 |
| Cycle life(time) | > 2000 cycles at 100% DoD up to 6000 cycles at 80% DoD | | | |
| Weight(KG) | 25 | 45 | 65 | 80 |
| Charge temperature(°C) | charge: 0~55 | | | |
| Discharge Temperature(°C) | discharge: -20~60 | | | |
| Storage Temperature(°C) | storage: -10~50 | | | |
| Size LxWxH (mm) | 450x442x133 | 450x442x178 | 450x442x245 | 550x442x245 |

LiFePO4 Household energy system:51.2V rack mounted series

(Certifications : CE/FCC/ROHS/UN38.3)



| Model | JST-RM2560 | JST-RM5120 | JST-RM7680 | JST-RM10240 |
|-------------------------------------|--|-------------|-------------|-------------|
| Specification | 51.2V 50AH | 51.2V 100AH | 51.2V 150AH | 51.2V 200AH |
| Nominal Voltage(V) | 51.2 | | | |
| Charge voltage(V) | 56.8~58.4 | | | |
| Nominal capacity(AH) | 50 | 100 | 150 | 200 |
| Energy(WH) | 2560 | 5120 | 7680 | 10240 |
| Max continuous Charge current(A) | 50 | 100 | 100 | 100 |
| Max continuous discharge current(A) | 50 | 100 | 100 | 100 |
| Max load(W) | 2560 | 5120 | 7680 | 10240 |
| Cycle life(time) | > 2000 cycles at 100% DoD up to 6000 cycles at 80% DoD | | | |
| Weight(KG) | 28 | 48 | 68 | 83 |
| Charge temperature(°C) | charge: 0~55 | | | |
| Discharge Temperature(°C) | discharge: -20~60 | | | |
| Storage Temperature(°C) | storage: -10~50 | | | |
| Size LxWxH (mm) | 450x442x133 | 450x442x178 | 450x442x245 | 550x442x245 |


LiFePO4 Household energy storage system:51.2 rack monted series

(Certifications : UL1973/IEC62619/CE/FCC/ROHS)



| Model | JST-RM5120 |
|-------------------------------------|--|
| Specification | 51.2V 100AH |
| Nominal Voltage(V) | 51.2 |
| Charge voltage(V) | 56.8~58.4 |
| Nominal capacity(AH) | 100 |
| Energy(WH) | 5120 |
| Max continuous Charge current(A) | 100 |
| Max continuous discharge current(A) | 100 |
| Max load(W) | 5120 |
| Cycle life(time) | > 2000 cycles at 100% DoD up to 6000 cycles at 80% DoD |
| Weight(KG) | 48 |
| Charge temperature(°C) | charge: -20~55 |
| Discharge Temperature(°C) | discharge: -20~55 |
| Storage Temperature(°C) | storage: -10~50 |
| Size LxWxH (mm) | 455x442x155 |

LiFePO4 Household energy system:51.2V brick series



| Model | JST-AIO10000-S | JST-AIO15000-S | JST-AIO20000-S | JST-AIO25000-S | JST-AIO30000-S |
|-------------------------------------|--|----------------|----------------|----------------|----------------|
| Spcification | 51.2V 200AH | 51.2V 300AH | 51.2V 400AH | 51.2V 500AH | 51.2V 600AH |
| Nominal voltage(V) | 51.2 | | | | |
| Charge voltage(V) | 56.8~58.4 | | | | |
| Nomnal capacity(AH) | 200 | 300 | 400 | 500 | 600 |
| Energy(WH) | 10240 | 15360 | 20480 | 25600 | 30720 |
| Max continuous Charge current(A) | 100 | 150 | 200 | 250 | 300 |
| Max continuous discharge current(A) | 200 | 300 | 400 | 500 | 600 |
| Max load(W) | 10240 | 15360 | 20480 | 25600 | 30720 |
| Cycle life(time) | > 2000 cycles at 100% DoD up to 6000 cycles at 80% DoD | | | | |
| Weight(KG) | 120 | 175 | 230 | 275 | 330 |
| Charge temperature(°C) | charge: 0~55 | | | | |
| Discharge Temperature(°C) | discharge: -20~60 | | | | |
| Storage Temperature(°C) | storage: -10~50 | | | | |
| parallel | 2 | 3 | 4 | 5 | 6 |
| Size LxWxH (mm) | 560x500x440 | 560x500x640 | 560x500x840 | 560x500x1040 | 560x500x1240 |

LiFePO4 Household energy system:51.2V series

(Certifications : CE/FCC/ROHS/UN38.3)



| Model | JST-RM10000 | JST-RM15000 | JST-RM20000 | JST-RM25000 | JST-RM30000 |
|-------------------------------------|--|-------------|--------------|--------------|--------------|
| Spcification | 51.2V 200AH | 51.2V 300AH | 51.2V 400AH | 51.2V 500AH | 51.2V 600AH |
| Nominal voltage(V) | 51.2 | | | | |
| Charge voltage(V) | 56.8~58.4 | | | | |
| Nomnal capacity(AH) | 200 | 300 | 400 | 500 | 600 |
| Energy(WH) | 10240 | 15360 | 20480 | 25600 | 30720 |
| Max continuous Charge current(A) | 100 | 150 | 200 | 250 | 300 |
| Max continuous discharge current(A) | 200 | 300 | 400 | 500 | 600 |
| Max load(W) | 10240 | 15360 | 20480 | 25600 | 30720 |
| Cycle life(time) | > 2000 cycles at 100% DoD up to 6000 cycles at 80% DoD | | | | |
| Weight(KG) | 30 | | 50 | 70 | 85 |
| Charge temperature(°C) | charge: 0~55 | | | | |
| Discharge Temperature(°C) | discharge: 0~55 | | | | |
| Storage Temperature(°C) | storage: -10~50 | | | | |
| parallel | 2 | 3 | 4 | 5 | 6 |
| Size LxWxH (mm) | 600x600x600 | 600x600x900 | 600x600x1200 | 450x442x1500 | 550x442x1800 |

Outdoor Application Power Supply



PS01 portable power station : 1200W series

(Certifications : CE/FCC/ROHS/UN38.3/PSE)



| Model | JST-LiFe1280 | JST-SSLi1073 | JST-SSLi2146 |
|---------------------------|-------------------|---|----------------------------|
| Spcification | 25.6V 50AH | 25.55V 42AH | 25.55V 84AH |
| Battery type | LiFePO4 | Semi-solid lithium battery | Semi-solid lithium battery |
| Charge voltage(V) | 25.6 | 25.55 | 25.55 |
| Nomnal capacity(AH) | 50 | 42 | 84 |
| Energy(WH) | 1280 | 1073 | 2146 |
| Max load(W) | | 1200 (peak1300W) | |
| Inverter energy (W) | | 1200W (AC110V 60HZ or AC220V 50HZ) | |
| MPPT | | PV 30-45V / 450W / 0-10A Max | |
| AC charger | | 29.4V 6A | |
| USB-A | | 5V 2.4A 12W Max | |
| QC3.0 | | 5V/9V/12V 18W Max | |
| Type-C | | 5V/9V/12V 18W Max and 5V/9V/12V/15V 20V 60W Max | |
| DC-12V | | DC12V 7A Max | |
| Cigar lighter | | DC12V 7A Max | |
| Cycle life(time) | ≥2000 | ≥1200 | ≥1200 |
| Weight(KG) | 15 | 11.5 | 16 |
| Charge temperature(°C) | charge: 0~55 | charge: -20~55 | charge: -20~55 |
| Discharge Temperature(°C) | discharge: -20~60 | discharge: -30~60 | discharge: -30~60 |
| Storage Temperature(°C) | storage: -10~50 | storage: -10~50 | storage: -10~50 |
| Bluetooth | | with | |
| Size LxWxH (mm) | | 368x200x275 | |

Outdoor Application Power Supply



PPS portable power station : 700W/1500W/2000W



| Model | JST-PPS700 | JST-PPS1500 | JST-PPS2000 |
|---------------------------|--------------------------------------|---|---------------------------------------|
| Spcification | 22.4V 30AH | 25.6V 45AH | 25.6V 75AH |
| Battery type | LiFePO4 | LiFePO4 | LiFePO4 |
| Charge voltage(V) | 22.4 | 25.6 | 25.6 |
| Nomnal capacity(AH) | 30 | 45 | 75 |
| Energy(WH) | 672 | 1152 | 1920 |
| Max load(W) | 700 | 1500 | 2000 |
| Inverter energy (W) | 700W (AC110V 60HZ or AC220V 50HZ) | 1500W (AC110V 60HZ or AC220V 50HZ) | 2000W (AC110V 60HZ or AC220V 50HZ) |
| MPPT | | PV 12-30V / 120W Max | |
| AC charger | 25.2V 15A Max | 29.2V 15A Max | 29.2V 15A Max |
| USB-A | | QC3.0 5V/3A,9V/2A,12V/1.45A 18W Max | |
| Type-C | | 5V/3A,9V/3A,12V/3A,15V/3A,20V/5A 100W Max | |
| DC-12V | | DC12V 5A Max | |
| Cigar lighter | | DC13V 10A Max | |
| Cycle life(time) | ≥2500 | ≥2500 | ≥2500 |
| Weight(KG) | 9.3 | 17 | 20 |
| Charge temperature(°C) | charge: 0~55 | charge: -20~55 | charge: -20~55 |
| Discharge Temperature(°C) | discharge: -20~60 | discharge: -30~60 | discharge: -30~60 |
| Storage Temperature(°C) | storage: -10~50 | storage: -10~50 | storage: -10~50 |
| LED Light | | yes | |
| Size LxWxH (mm) | 300x215x260 | 430x223x270 | 430x223x270 |

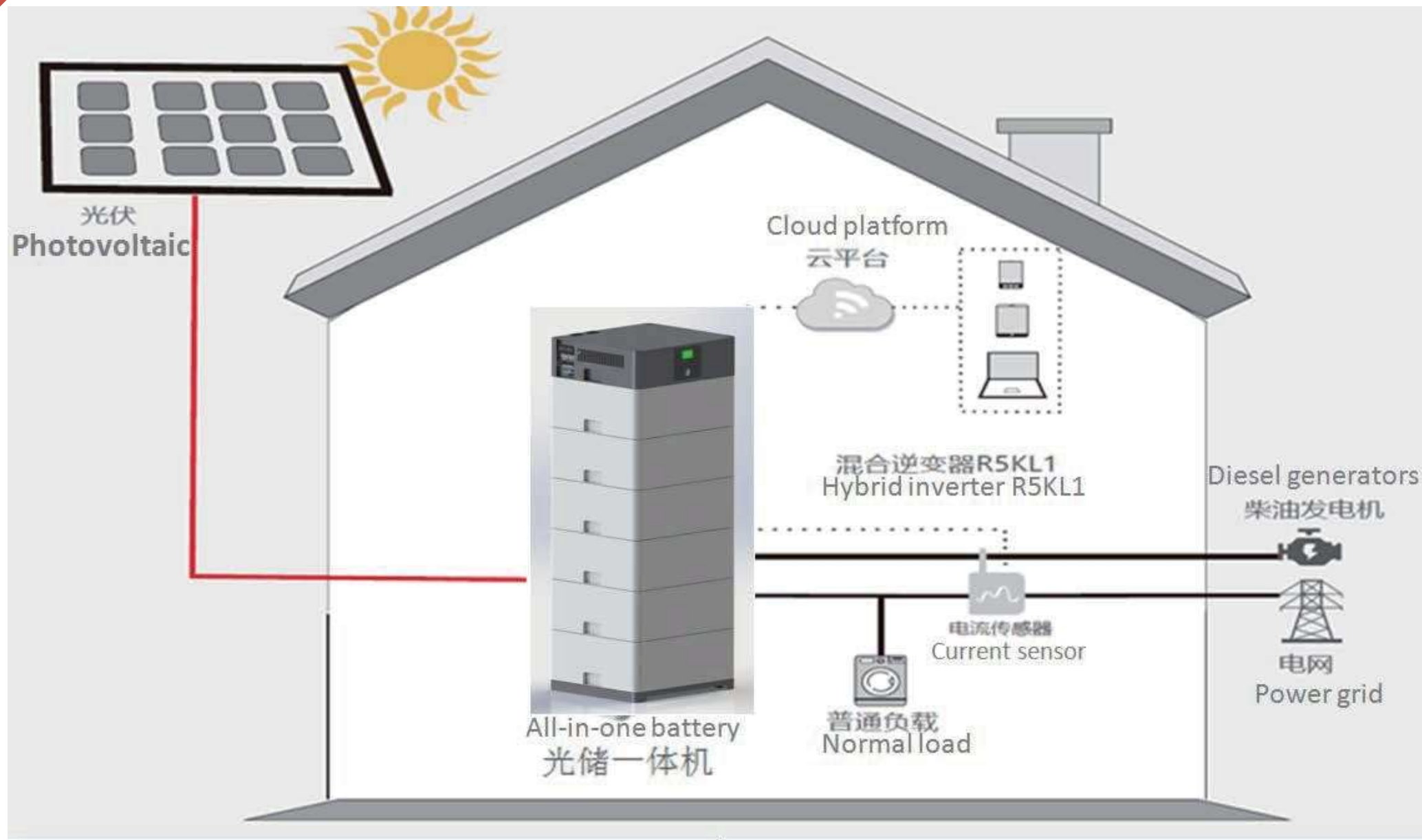
Portable power station: trolley case series

(Certifications : CE/FCC/ROHS/UN38.3)



| Model | JST-TBP2500 | JST-TBP3800 | JST-TBP5000 |
|--|--|--|--|
| Specification | 51.2V 50AH | 51.2V 75AH | 51.2V 100AH |
| Battery type | LiFePO4 | LiFePO4 | LiFePO4 |
| Nominal voltage(V) | 51.2 | 51.2 | 51.2V |
| Nominal capacity(AH) | 50 | 75 | 100 |
| Energy (WH) | 2560 | 3840 | 5120 |
| Inverter Output Power (W) | 2000W (AC110V 60HZ or AC220V 50HZ) | 3000W (AC110V 60HZ or AC220V 50HZ) | 3600W (AC110V 60HZ or AC220V 50HZ) |
| MPPT | DC48V 400W | DC48V 800W | DC48V 800W |
| AC Charging Power | 2000W | 2500W | 2500W |
| QC3.0 | | 5V/9V/12V 18W Max | |
| Type-C | | 5V/9V/12V 18W Max | |
| Cigar lighter | | DC12V 10A Max | |
| DC charging/discharging/parallel interface | | Andeson 120A | |
| Cycle life(time) | > 2000 cycles at 100% DoD up to 6000 cycles at 80% DoD | | |
| Weight(KG) | 28 | 42 | 58.5 |
| Charge temperature(°C) | | charge: 0~55 | |
| Discharge Temperature(°C) | | discharge: -20~60 | |
| Storage Temperature(°C) | | storage: -10~50 | |
| Bluetooth | | with | |
| Size LxWxH (mm) | 420 x 330 x 275 | 610 x 467 x 293 | 710 x 460 x 285 |

Optical storage all-in-one system architecture diagram



Solar-storage integrated energy storage system introduction

Photovoltaic energy storage system:

The system has a modular design, plug-in installation, simple appearance design, and integrates with modern homes; Can run off-grid, support emergency power supply; ultra-wide PV voltage range 120-500V; Support GPRS/WIFI/RS485 communication, LCD display, support remote monitoring.

Working logic:

During the day, the photovoltaic power generation first supplies the load, and then charges the battery; at night, the battery discharges to supply the load, and when the battery is insufficient, the diesel generator supplies the load.

System Features:

It can meet the daily electricity demand in areas without grid, Can be combined with a diesel generator, so that the diesel generator supplies the load or charges the battery

LiFePO4 Mobile Home Energy Storage System : 51.2V series

(Certifications : CE/FCC/ROHS/UN38.3)




| Model | JST-AIO5000 | JST-AIO10000 |
|-------------------------------------|--|--------------|
| Spcification | 51.2V 100AH | 51.2V 200AH |
| Nominal voltage(V) | 51.2 | |
| Charge voltage(V) | 56.8~58.4 | |
| Nomnal capacity(AH) | 100 | 200 |
| Energy(WH) | 5120 | 10240 |
| Max continuous Charge current(A) | 100 | 100 |
| Max continuous discharge current(A) | 100 | 100 |
| Max load(W) | 3500 | 3500 |
| Inverter | 3.5KW (AC110V 60HZ or AC220V 50HZ) | |
| MPPT | PV 60-145V / 4200W / 0-60A max | |
| AC charge | 40A | |
| USB-A | 5V 2.1A | |
| Type-C | 5V 9V 12V 18W max | |
| DC-12V | DC12V 10A | |
| Cycle life(time) | > 2000 cycles at 100% DoD up to 6000 cycles at 80% DoD | |
| Weight | 73 | 105 |
| Charge temperature(°C) | charge: 0~55 | |
| Discharge Temperature(°C) | discharge: -20~60 | |
| Storage Temperature(°C) | storage: -10~50 | |
| Parallel number of modules | 6 | 6 |
| Bluetooth | with | |
| Size LxWxH (mm) | 750x230x600 | 750x255x700 |

LiFePO4 Household energy storage system:51.2V cabinet series



| Model | JST-AIO10000-C | JST-AIO15000-C | JST-AIO20000-C | JST-AIO25000-C | JST-AIO30000-C |
|-------------------------------------|--|----------------|----------------|---------------------|---------------------|
| Specification | 51.2V 200AH | 51.2V 300AH | 51.2V 400AH | 51.2V 500AH | 51.2V 600AH |
| Nominal voltage(V) | 51.2 | | | | |
| Charge voltage(V) | 56.8~58.4 | | | | |
| Nominal capacity(AH) | 200 | 300 | 400 | 500 | 600 |
| Energy(WH) | 10240 | 15360 | 20480 | 25600 | 30720 |
| Max continuous Charge current(A) | 100 | 150 | 200 | 250 | 300 |
| Max continuous discharge current(A) | 200 | 300 | 400 | 500 | 600 |
| Max load (W) | 10240 | 15360 | 20480 | 25600 | 30720 |
| Inverter (W) | 5KW (AC110V 60HZ or AC220V 50HZ) | | | | |
| MPPT | PV 120-500V / 5000W / 0-80A max | | | | |
| AC charge | 60A | | | | |
| Cycle life(time) | > 2000 cycles at 100% DoD up to 6000 cycles at 80% DoD | | | | |
| Weight(KG) | 150 | 205 | 230 | 305 | 360 |
| Charge temperature(°C) | charge: 0~55 | | | | |
| Discharge Temperature(°C) | discharge: -20~60 | | | | |
| Storage Temperature(°C) | storage: -10~50 | | | | |
| Parallel number of modules | 2 | 3 | 4 | 5 | 6 |
| Size LxWxH (mm) | 600x600x1200 | 600x600x1500 | 600x600x1800 | 600x600x1200 (2PCS) | 600x600x1500 (2PCS) |

LiFePO4 Household energy storage system:51.2V stack series



| Model | JST-AIO10000-I | JST-AIO15000-I | JST-AIO20000-I | JST-AIO25000-I | JST-AIO30000-I |
|-------------------------------------|--|----------------|----------------|----------------|----------------|
| Specification | 51.2V 200AH | 51.2V 300AH | 51.2V 400AH | 51.2V 500AH | 51.2V 600AH |
| Nominal voltage(V) | 51.2 | | | | |
| Charge voltage(V) | 56.8~58.4 | | | | |
| Nominal capacity(AH) | 200 | 300 | 400 | 500 | 600 |
| Energy(WH) | 10240 | 15360 | 20480 | 25600 | 30720 |
| Max continuous Charge current(A) | 100 | 150 | 200 | 250 | 300 |
| Max continuous discharge current(A) | 200 | 300 | 400 | 500 | 600 |
| Max load (W) | 10240 | 15360 | 20480 | 25600 | 30720 |
| Inverter (W) | 5KW (AC110V 60HZ or AC220V 50HZ) | | | | |
| MPPT | PV 120-500V / 5000W / 0-80A max | | | | |
| AC charge | 60A | | | | |
| Cycle life(time) | > 2000 cycles at 100% DoD up to 6000 cycles at 80% DoD | | | | |
| Weight(KG) | 150 | 205 | 230 | 305 | 360 |
| Charge temperature(°C) | charge: 0~55 | | | | |
| Discharge Temperature(°C) | discharge: -20~60 | | | | |
| Storage Temperature(°C) | storage: -10~50 | | | | |
| Parallel number of modules | 2 | 3 | 4 | 5 | 6 |
| Size LxWxH (mm) | 560x500x590 | 560x500x790 | 560x500x990 | 560x500x1190 | 560x500x1390 |

LiFePO4 Household energy storage system:51.2V wall mounted



| Model | JST-AIO5120-W |
|-------------------------------------|--|
| Specification | 51.2V 100AH |
| Nominal voltage(V) | 51.2 |
| Charge voltage(V) | 56.8~58.4 |
| Nominal capacity(AH) | 100 |
| Energy(WH) | 5120 |
| Max continuous Charge current(A) | 100 |
| Max continuous discharge current(A) | 100 |
| Max load (W) | 5120 |
| Inverter (W) | 5KW (AC110V 60HZ or AC220V 50HZ) |
| MPPT | PV 120-500V / 5000W / 0-80A Max |
| AC charge | 60A |
| Cycle life(time) | > 2000 cycles at 100% DoD up to 6000 cycles at 80% DoD |
| Weight(KG) | 65 |
| Charge temperature(°C) | Charge: 0~55 |
| Discharge Temperature(°C) | Discharge: -20~60 |
| Storage Temperature(°C) | Storage: -10~50 |
| Parallel number of modules | Stand-alone use |
| Size LxWxH (mm) | 860x530x180mm |

Golf Cart Battery



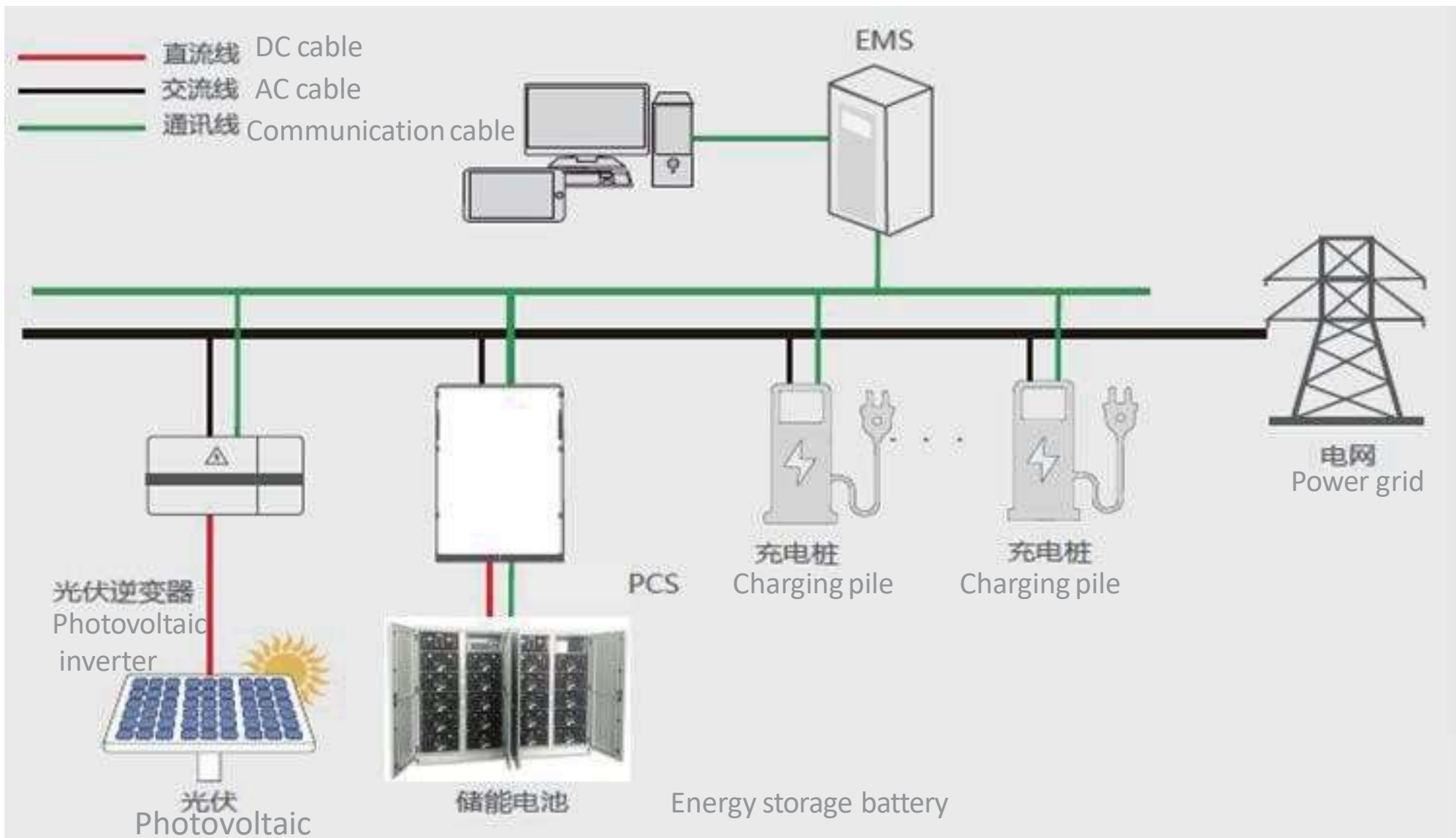
LiFePO4 Golf Cart Battery:36V/48V/72V series

(Certifications : CE/FCC/ROHS/UN38.3)

| Model | JST-GC3650 | JST-GC36100 | JST-GC4850 | JST-GC48100 | JST-GC72100 |
|-------------------------------------|--|---------------------------|---------------------------|---------------------------|---------------------------|
| Specification | 38.4V 50AH | 38.4V 100AH | 51.2V 50AH | 51.2V 100AH | 76.8V 100AH |
| Nominal voltage(V) | 38.4 | | 51.2 | | 76.8 |
| Charge voltage(V) | 42.6~43.8 | | 56.8~58.4 | | 85.2~87.6 |
| Nominal capacity(AH) | 50 | 100 | 50 | 100 | 100 |
| Energy(WH) | 1920 | 3840 | 2560 | 5120 | 7680 |
| Max continuous Charge current(A) | 50 | 100 | 50 | 100 | 100 |
| Max continuous discharge current(A) | 100 | 150 | 100 | 150 | 100 |
| Max load (KW) | 2-3 | 3-5 | 2-3 | 3-5 | 3-5 |
| Cycle life(time) | > 2000 cycles at 100% DoD up to 6000 cycles at 80% DoD | | | | |
| Weight(KG) | 17 | 35 | 25 | 45 | 65 |
| Charge temperature(°C) | charge: 0~55 | | | | |
| Discharge Temperature(°C) | discharge: -20~60 | | | | |
| Storage Temperature(°C) | storage: -10~50 | | | | |
| Communication | RS485/bluetooth | | | | |
| LCD | selective assembly | | | | |
| Size LxWxH (mm) | 350 (380) x320 (350) x220 | 420 (450) x320 (350) x220 | 350 (380) x320 (350) x220 | 600 (630) x320 (350) x220 | 780 (810) x320 (350) x220 |



Architecture diagram of industrial energy storage system



Introduction to Industrial Energy Storage System

Photovoltaic + energy storage solution:

The system includes photovoltaic modules, grid-connected inverters, batteries, EMS systems, etc., which can effectively reduce grid power consumption, sharpen loads, and ensure power safety.

Working logic:

Scenarios such as system expansion and multi-function complementary systems.

The photovoltaic system supplies daytime bus charging and office electricity, and the remaining part of the battery is charged, and the insufficient part is supplemented by the grid. It can support fast charging of electric buses. At night, the battery charges the bus (slow charge), and the insufficient part of the grid is supplemented. EMS uniformly monitors the status of charging piles, photovoltaic storage systems, and power grids, and uniformly deploys electricity in combination with bus travel schedules. Under special circumstances, the ATS switches to off-grid power supply to ensure the normal power supply of the site control system and safety facilities.

Industrial and commercial energy storage : 51.2V series

(Certifications : GB/T 36276-2018)



| Model | 51.2V JST-400AH | 51.2V JST-400AH | 51.2V JST-1200AH |
|---------------------------------------|--|--|--|
| Battery type | | LiFePO4 | |
| Nominal voltage(V) | | 51.2 | |
| Charge voltage(V) | | 56.8~58.4 | |
| Nominal capacity(AH) | 400 | 400 | 1200 |
| Energy(WH) | 20480 | 20480 | 61440 |
| Maximum Continuous Charging Power(KW) | 10.5 | 10.5 | 21 |
| Inverter maximum load power(KW) | 10 | 10 | 30 |
| AC output voltage (V) | 10KW (AC220V 50HZ) | 5KW *3 (AC220V 50HZ) 15KW*1 (AC380V 50HZ) | 10KW*2 (AC220V 50HZ) 30KW*1 (AC380V 50HZ) |
| MPPT | PV 60-145V / 4200W / 0-60Amax*2ways | PV 60-145V / 4200W / 0-60Amax*3ways | PV 60-145V / 4200W / 0-60Amax*6ways |
| Charger inout | DC58.4V 50A | DC58.4V 50A | DC58.4V 100A |
| Cycle life(time) | > 2000 cycles at 100% DoD up to 6000 cycles at 80% DoD | | |
| Weight(KG) | 350 | 350 | 830 |
| Charge temperature(°C) | charge: 0~55 | | |
| Discharge Temperature(°C) | Discharge: -20~60 | | |
| Storage Temperature(°C) | storage: -10~50 | | |
| Parallel number of modules | 4 | 4 | 12 |
| Size LxWxH (mm) | 1200x700x850 | 1200x700x850 | 1200x1150x1150 |

Industrial and commercial energy storage system: 512V/720V series



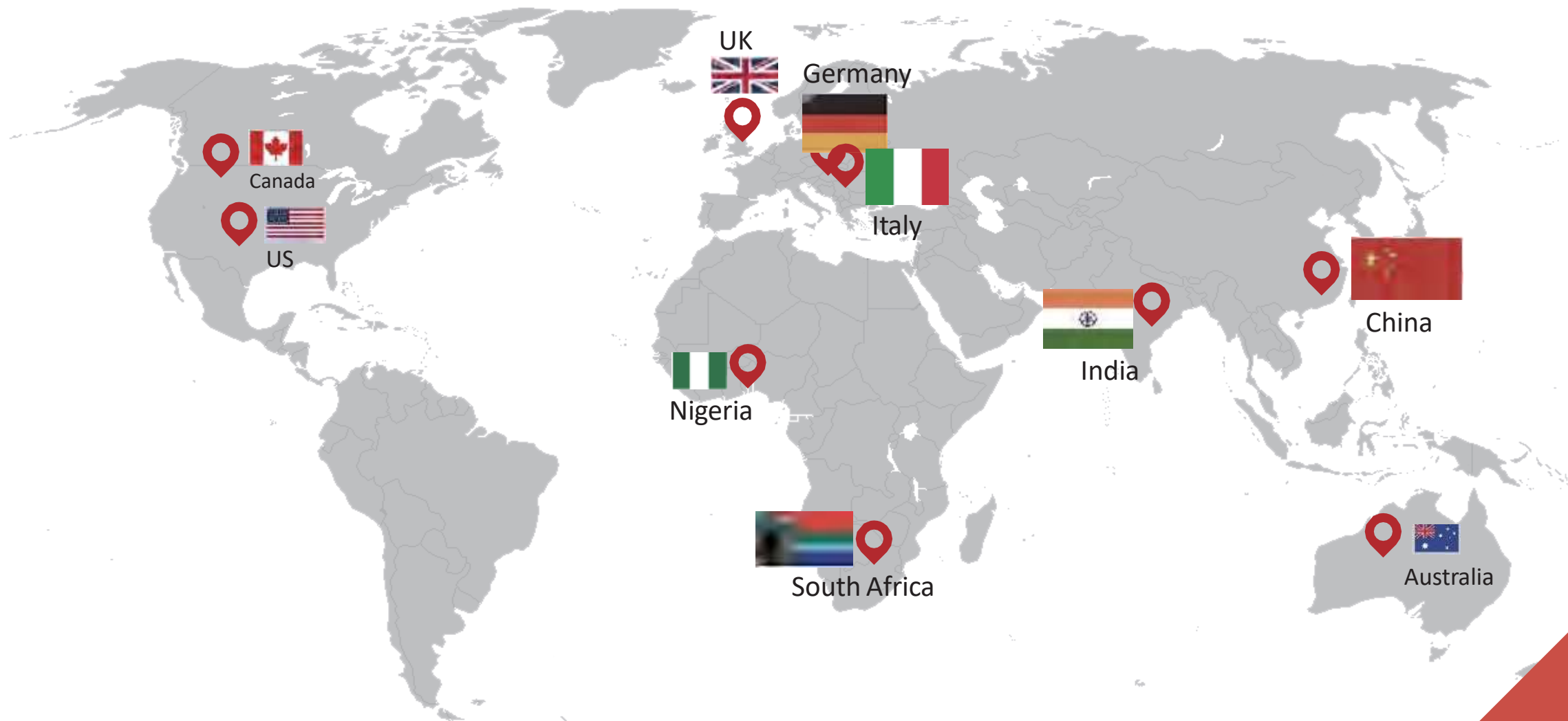
| Item | 512V JST-100AH | 512V JST-200AH | 720V JST-280AH | |
|---------------------------------------|--|------------------------------|------------------------------|-------------------------------|
| Battery type | LiFePO4 | | | |
| Nominal voltage(V) | | 512 | | 720 |
| Charge voltage(V) | | 568~584 | | 798~820 |
| Nominal capacity(AH) | 100 | 200 | 277 | 280 |
| Energy(KWH) | 51.2 | 102.4 | 141 | 201.6 |
| Maximum Continuous Charging Power(KW) | 15 | 25 | 25 | 50 |
| Inverter maximum load power(KW) | 30 | 50 | 50 | 100 |
| AC output voltage (V) | 30KW (AC320-460V 50/60HZ) | 50KW (AC320-460V 50/60HZ) | 50KW (AC320-460V 50/60HZ) | 100KW (AC320-460V 50/60HZ) |
| MPPT | selective assembly | | | |
| Cycle life(time) | > 3000 cycles at 100% DoD up to 6000 cycles at 80% DoD | | | |
| Weight(KG) | 600 | 1100 | 1500 | 2200 |
| Charge temperature(°C) | charge: 0~55 | | | |
| Discharge Temperature(°C) | Discharge: -20~60 | | | |
| Storage Temperature(°C) | storage: -10~50 | | | |
| Parallel number of modules | 4 | 4 | 4 | 4 |
| Size LxWxH (mm) | 1200x800x1250 | 1200x800x1800 | 1700x1350x2400 | 1700x1350x2400 |

An aerial photograph of a city skyline, likely New York City, during sunset. The sky is a mix of orange, yellow, and light blue. The city is densely packed with skyscrapers. A large, semi-transparent red rectangle is overlaid on the right side of the image, containing the number '03' and the text 'Market Distribution'.

03


Market Distribution

市场分布






Professional Service




Pre-sale

- Provide free technical consultation;
- According to customer needs, design the overall solution.



Sale

- Professional team on-site or remote guidance installation;
- Provide professional proposals for program optimization.



After sales

- Provide after-sales technical consulting and training services;
- Products can be improved according to user needs.



Thanks



Jushi Carbon New Energy Co.,Ltd

Factory Add:

Building D8, High-tech Industrial Park,Shenzhen , PRC

whatsapp/wechat: 0086 18106907076

Email: info@jst-energy.com

Web: www.jst-energy.com